

Technical data sheet

SELF-100



SERVICE

ANRIN provides custom solutions and possibilities for the contract business. Here you benefit from reliable cooperation with our technical office staff and good contact with the field staff. ANRIN is certified according to DIN EN ISO 9001.

ANRIN DIRECT CONTACT: +49 (0) 29 47.97 81-0


Product specifications

Product specifications	SELF-100	Sump unit
Material	Resin concrete	Resin concrete
Length	50 cm and 100 cm	50 cm
Width	12 cm	13.1 cm
Height	10 cm	40 cm
Weight	4.5 / 8.0 kg	15.5 kg
Nominal width	10 cm	10 cm
Slope type	Constant invert	Constant invert
Joint type	UNILINK® joint	UNILINK® joint
Fastening	Locking mechanism	Locking mechanism
Load capacity	Slotted steel grating cl. A15, galvanised mesh grating cl. B125, Slotted cast iron grating, cl. B125, slotted plastic grating, cl. B125	
Cover gratings	Freely selectable	Freely selectable

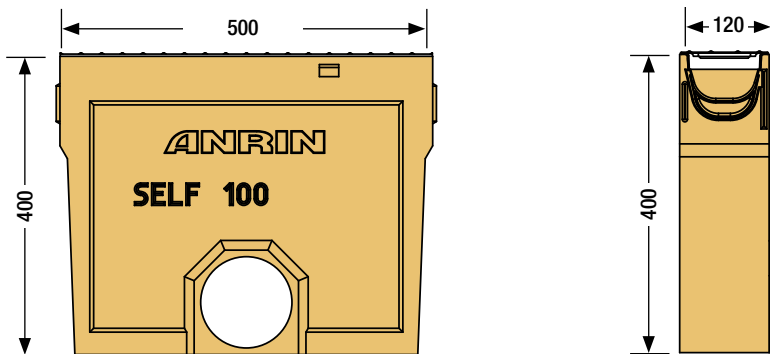
Material properties

Channel / component body	
Polymer concrete:	polyester resin-based with mineral aggregates, additives
Compressive strength:	≥ 90 N/mm ²
Bending tensile strength:	≥ 22 N/mm ²
Modulus of elasticity:	ca. 25 kN/mm ²
Density:	2.1 – 2.3 g/dm ³
Heat resistance:	100° C (permanent loading)
Frost resistance:	-50° C
Water penetration depth:	0 mm
Water absorption:	0.05 %
Channel cover	
Cover gratings:	Slotted steel grating cl. A15, galvanised mesh grating cl. B125, Slotted cast iron grating, cl. B125, slotted plastic grating, cl. B125

Channel dimensions



Accessories dimensions



Cover gratings




Slotted steel / Slotted stainless steel grating
Load capacity: A15, Length: 50 cm, 100 cm



Galvanised mesh grating
Load capacity: B125, Length: 50 cm, 100 cm



Slotted plastic grating, OvalGrip
Load capacity: B125, Length: 50 cm



Slotted cast iron grating, OvalGrip
Load capacity: B125, Length: 50 cm

SELF-100 with galvanised grating and locking mechanism

Article no.	EAN	Designation	Length cm	Width cm	Height cm	Weight kg
07291000	4026857021308	SELF-100 Channel***	100	12.0	10.0	8.0
07293000	4026857022589	SELF-100 Channel with poured pipe socket***	100	12.0	10.0	7.6
07291050	4026857021322	SELF-100 Channel**	50	12.0	10.0	4.5
07296000	4026857021360	SELF Sump unit	50	12.0	40.0	15.5

SELF-100 with stainless steel grating and locking mechanism

Article no.	EAN	Designation	Length cm	Width cm	Height cm	Weight kg
07291100	4026857023999	SELF-100 Channel***	100	12.0	10.0	8.0
07293100	4026857024019	SELF-100 Channel with poured pipe socket***	100	12.0	10.0	7.6
07291150	4026857024002	SELF-100 Channel**	50	12.0	10.0	4.5
07296100	4026857024026	SELF Sump unit	50	12.0	40.0	15.5

SELF-100 with galvanised mesh grating and locking mechanism

Article no.	EAN	Designation	Length cm	Width cm	Height cm	Weight kg
07691000	4026857030577	SELF-100 Channel***	100	12.0	10.0	11.4
07693000	4026857030584	SELF-100 Channel with poured pipe socket***	100	12.0	10.0	11.0
07691050	4026857030560	SELF-100 Channel**	50	12.0	10.0	4.9
07696000	4026857030591	SELF Sump unit	50	12.0	40.0	17.5

SELF-100 with slotted cast iron and locking mechanism

Article no.	EAN	Designation	Length cm	Width cm	Height cm	Weight kg
07392000	4026857029861	SELF-100 Channel***	100	12.0	10.0	11.4
07394000	4026857029878	SELF-100 Channel with poured pipe socket***	100	12.0	10.0	11.0
07392050	4026857029885	SELF-100 Channel**	50	12.0	10.0	4.9
07296300	4026857029977	SELF Sump unit	50	12.0	40.0	17.5

** Channel with sidewise perforations for the connection of t-junctions, elbow joints and cross-over joints

*** Every 2nd channel with perforation DA/OD 110 for vertical outlet

SELF-100 with with slotted plastic grating OvalGrip and TwistLock fastening

Article no.	EAN	Designation	Length cm	Width cm	Height cm	Weight kg
07591000	4026857026396	SELF-100 Channel***	100	12.0	10.0	8.0
07593000	4026857026402	SELF-100 Channel with poured pipe socket***	100	12.0	10.0	7.6
07591050	4026857026419	SELF-100 Channel**	50	12.0	10.0	4.5
07596000	4026857026426	SELF Sump unit	50	12.0	40.0	15.5

** Channel with sidewise perforations for the connection of t-junctions, elbow joints and cross-over joints

*** Every 2nd channel with perforation DA/OD 110 for vertical outlet





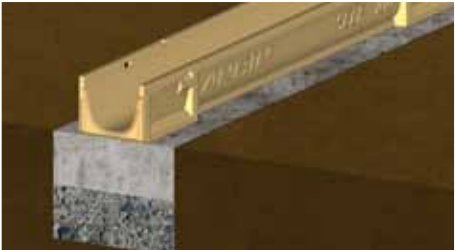

SELF-100 Accessories

Article no.	EAN	Designation	Length cm	Width cm	Height cm	Weight kg
07297100	4026857021384	SELF 100 Closed end cap				0.4
07298100	4026857021391	SELF 100 End cap with pipe socket				0.8
01006600	4026857000525	Foul air trap DA/OD 110				1.5
01006700	4026857026594	Foul air trap with leaves sieve				0.2
01006800	4026857000549	Pipe socket DA/OD 110				0.2

Installation instructions

The following installation guidelines are schematic representations. These are provided as examples and are non-binding. The information provided here is based on our long-term experience in excavation and road construction as well as the state-of-the-art technology. Despite this, designers and planners are always obligated to check the products and the installation instructions for their appropriateness. The example details are simplified recommendations for execution. Constructions are to be re-created on a project-specific basis.

Important: Insert gratings for the installation.

Installation instructions	
	Dig out the trench. Fill in and pre-condense the base course.
	Connect pipe connections to the pipeline and align the components evenly. Fill concrete bed.
	Fill concrete, 3 parts sand + 1 part water + 1 part cement, into the base of the trench.
	Place cover gratings on the channels.
	Position channel string, sump unit and end cap on the concrete bed.
	Install paving. The layer should end 2 to 5 mm higher than the cover grating.